



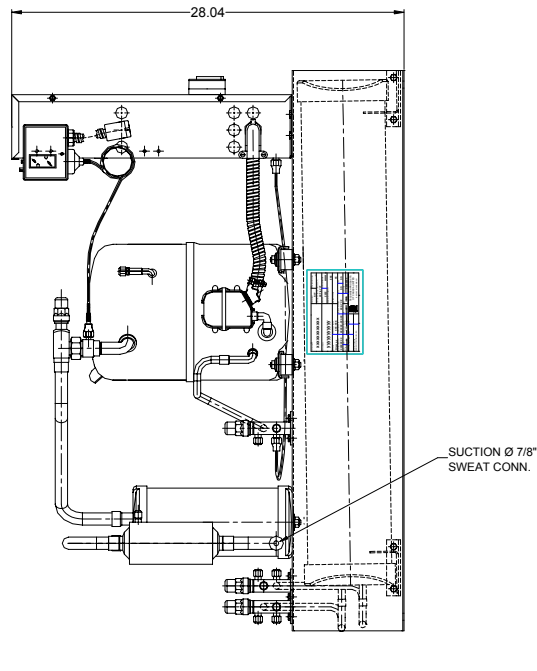
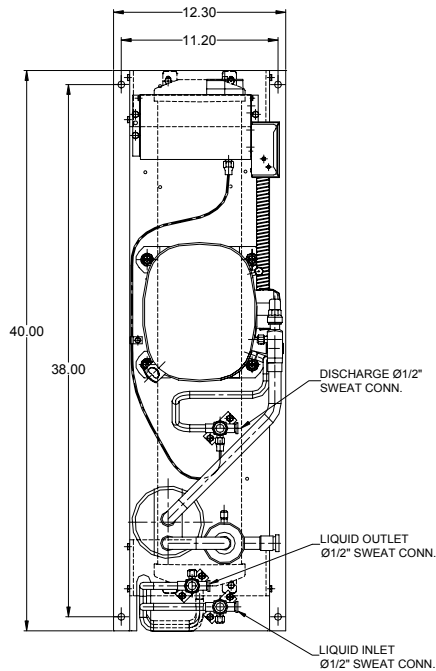
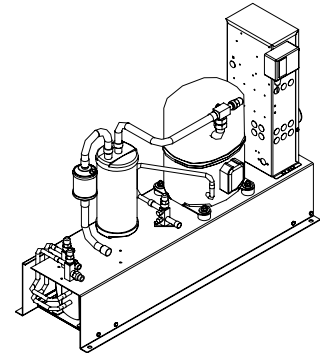
# TECUMSEH HERMETIC CONDENSING UNIT

AVA2512ZXTRL  
TPC rev 01  
July 13, 2004

**Model** AVA2512ZXTRL  
**BOM** 2R3145-2

---

**Remote Condenser** 3 HP  
**Application** Low Temp  
**Refrigerant** R 404A



Model	Dimensions (inch)			Line connections		Pumpdown	Oil Ch.	Gross weight
	L	W	H	Suction	Liquid in/Out	90% @ 90°F	Oz.	Lbs.
<b>AVA2512ZXTRL</b>	40.00	12.25	28.04	7/8 Sweat	1/2 Sweat	33.50	54	220

Factory charge 20 psig dry air, **MUST BE EVACUATED**

Evaporator	Condensing Temperatures													
	90°F		95°F		100°F		110°F		120°F		130°F		140°F	
°F	BTUH	Watts	BTUH	Watts	BTUH	Watts	BTUH	Watts	BTUH	Watts	BTUH	Watts	BTUH	Watts
-40	5822	1661	5486	1608	5037	1552	3925	1433	2729	1310	1694	1187	1063	1070
-30	9362	2209	8860	2163	8244	2114	6795	2008	5258	1897	3876	1786	2894	1681
-20	13742	2797	13015	2762	12174	2724	10269	2640	8272	2550	6425	2460	4974	2375
-15	16319	3094	15457	3066	14481	3035	12304	2965	10032	2889	7909	2813	6179	2742
<b>-10</b>	<b>19192</b>	<b>3386</b>	<b>18181</b>	<b>3366</b>	<b>17054</b>	<b>3343</b>	<b>14576</b>	<b>3290</b>	<b>12000</b>	<b>3230</b>	<b>9571</b>	<b>3170</b>	<b>7532</b>	<b>3115</b>
0	25940	3937	24586	3937	23115	3934	19945	3920	16672	3899	13542	3878	10797	3861
5	29873	4186	28325	4198	26660	4207	23099	4215	19434	4218	15908	4219	12766	4225
10	34216	4411	32460	4436	30586	4458	26605	4492	22517	4519	18567	4545	14998	4575

Performance @ 60 Hz, --- ReturnGas 40°F, --- SubCooling 0°F

Parts/Specifications

STANDARD		OPTIONAL	
Unit BOM	2R3145-2	Fan Motor	NUT6B09PUN201
Unit MODEL	AVA2512ZXTRL	Fan Motor RLA	0.35
		Fan Blade	4VEA010
Refrigeration RANGE	-40F TO +10F		
Design Pressure Low	181	High Pressure switch	84095-2
Design Pressure High	450	Low Pressure Control	84026-D
Volts - HZ - Ph	200-230-60-3	Dual Pressure Control	
Voltage Range	253 - 180		
Min. Circuit Ampacity	14.3	Receiver	51083
Max. Fuse Size	25	Accumulator	TK00042000
		Receiver In Valve	56566
Compressor MODEL	AVA2512ZXT	Receiver Out Valve	56566
Compressor BOM	AV180RT-012-A2	Discharge Valve	56566
Compressor LRA	65.1	Suction Valve	31529-1
Compressor RLA	11.0		
		Suction Filter (7/8)	70822-5S
OverLoad	Internal		
Relay		CrankCase Heater	90699
Run Capacitor			
Run Capacitor Rating			
Start Capacitor			
Start Capacitor Rating			
Contactor	91014		
Unit Drawing	DGU1920-1R		
Wiring no Fan controls	WD23-RT2		

BOM INDEX DESCRIPTION

2Rxxxx-2TnDS

- T1 Defrost timer option
- T2 Defrost timer & Defrost Heaters Contactor
- D Disconnect
- S Solenoid liquid Valve (supplied loose)

**WARNING:** Installer must validate that tubing is sized in such a manner to insure adequate oil return. Oil level may require adjustment for long pipe runs.

