

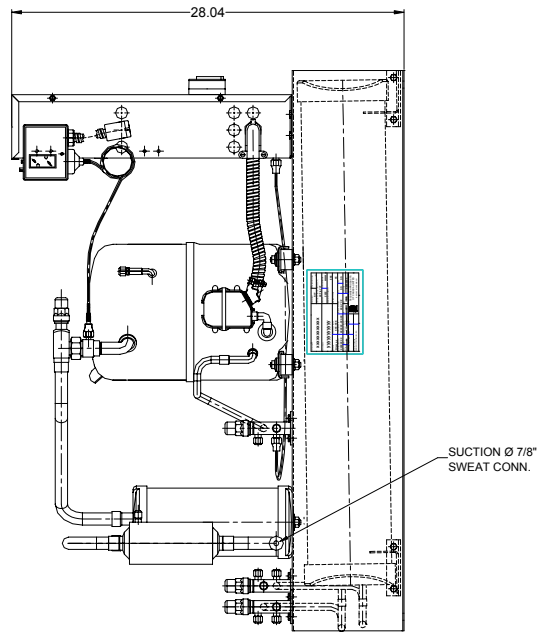
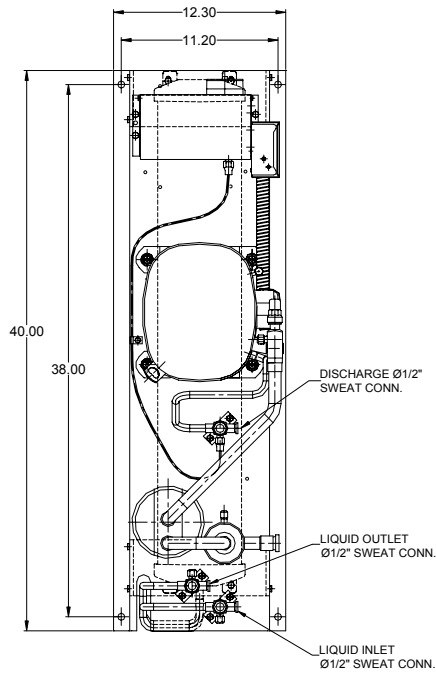
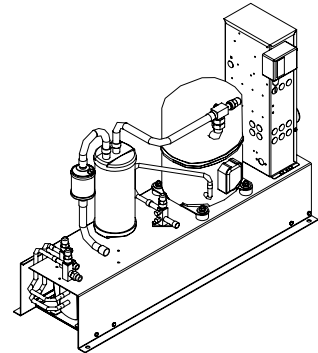


# TECUMSEH HERMETIC CONDENSING UNIT



AWA7512ZXTRL  
TPC\_\_rev 01  
July 13, 2004

**Model** AWA7512ZXTRL  
**BOM** 2R3218-2  
**Remote Condenser** 1 1/2 HP  
**Application** Medium Temp  
**Refrigerant** R 404A



Model	Dimensions (inch)			Line connections		Pumpdown	Oil Ch.	Gross weight
	L	W	H	Suction	Liquid In/Out	90% @ 90°F	Oz.	Lbs.
<b>AWA7512ZXTRL</b>	40.00	12.25	28.04	5/8 Sweat	1/2 Sweat	33.50	38	180

Factory charge 20 psig dry air, **MUST BE EVACUATED**

Evaporator	Condensing Temperatures													
	90°F		95°F		100°F		110°F		120°F		130°F		140°F	
°F	BTUH	Watts	BTUH	Watts	BTUH	Watts	BTUH	Watts	BTUH	Watts	BTUH	Watts	BTUH	Watts
-10	7349	1228	6612	1215	5959	1199	4849	1161	3899	1116	2994	1064	2015	1006
-5	8833	1336	8016	1329	7283	1319	6014	1295	4908	1265	3847	1230	2714	1191
0	10466	1444	9562	1442	8743	1438	7302	1426	6026	1410	4796	1390	3495	1367
5	12243	1553	11246	1555	10334	1556	8709	1554	7248	1549	5836	1542	4354	1533
10	14160	1662	13063	1667	12052	1672	10228	1678	8571	1682	6964	1686	5288	1691
15	16212	1771	15009	1778	13892	1785	11857	1797	9990	1809	8174	1823	6290	1838
<b>20</b>	<b>18396</b>	<b>1879</b>	<b>17079</b>	<b>1887</b>	<b>15849</b>	<b>1895</b>	<b>13590</b>	<b>1912</b>	<b>11500</b>	<b>1930</b>	<b>9462</b>	<b>1950</b>	<b>7358</b>	<b>1974</b>
30	23139	2090	21576	2098	20101	2106	17353	2126	14777	2149	12255	2179	9671	2214

Performance @ 60 Hz, ReturnGas 40°F, --- SubCooling 0°F

Parts/Specifications

STANDARD		OPTIONAL	
Unit BOM	2R3218-2	Fan Motor	
Unit MODEL	AWA7512ZXTRL	Fan Motor RLA	
		Fan Blade	
Refrigeration RANGE	-10F TO +30F		
Design Pressure Low	181	High Pressure switch	84095-2
Design Pressure High	450	Low Pressure Control	84026-D
Volts - HZ - Ph	200-230-60-3	Dual Pressure Control	
Voltage Range	253 - 180		
Min. Circuit Ampacity	10.6	Receiver	51083
Max. Fuse Size	20	Accumulator	TK00042000
		Receiver In Valve	56566
Compressor MODEL	AWA7512ZXTR	Receiver Out Valve	56566
Compressor BOM	AW611RT-121-A4	Discharge Valve	56566
Compressor LRA	63.4	Suction Valve	31531-1
Compressor RLA	8.3	Process Valve	
		Suction Filter (5/8)	70822-6S
OverLoad	Internal		
Relay		CrankCase Heater	91022-1
Run Capacitor			
Run Capacitor Rating			
Start Capacitor			
Start Capacitor Rating			
Contactor	91014		
Unit Drawing	DGU1918-3R		
Wiring no Fan controls	WD23-RT2		

BOM INDEX DESCRIPTION

2Rxxxx-2TnDS

- T1 Defrost timer option
- T2 Defrost timer & Defrost Heaters Contactor
- D Disconnect
- S Solenoid liquid Valve (supplied loose)

**WARNING:** Installer must validate that tubing is sized in such a manner to insure adequate oil return. Oil level may require adjustment for long pipe runs.

